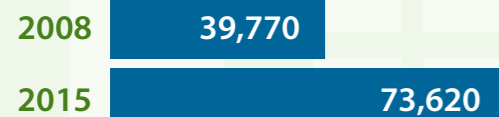
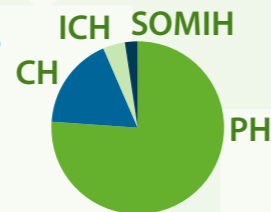


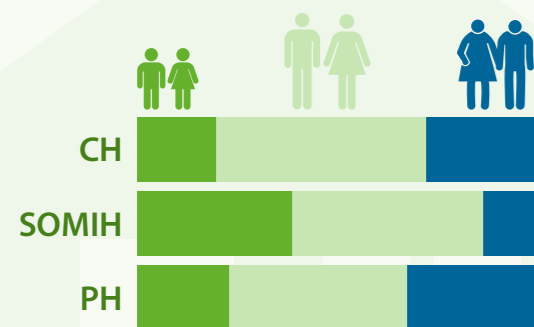
# Housing assistance in Australia 2016

In 2015, **817,300** Australians lived in social housing.

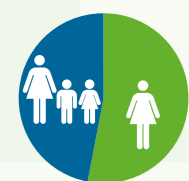


Community housing has **doubled** since 2008.

**62%** of main tenants are women.



More than half of tenants are older (55+) or children (<14).



**53%** of social housing households are single people living alone.

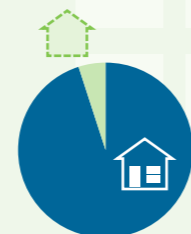


Many households were homeless before assistance.

**73%** of tenants are happy with their tenancy.

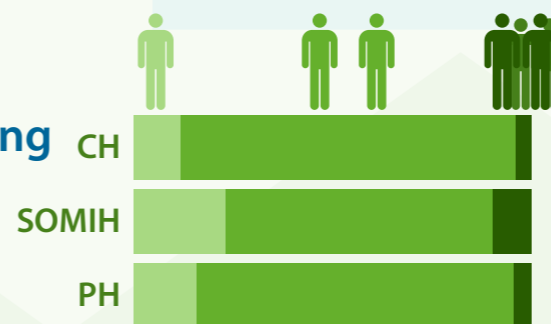


Australia had **427,800** social housing dwellings in 2015.



Occupancy rates are very high.

Some social housing is considered under-utilised or overcrowded.



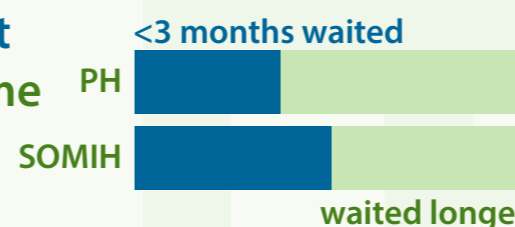
## Dwellings

**200,000** households were on social housing waiting lists in 2015.



**73%** of PH and CH dwellings went to households in greatest need.

Tenants in greatest need spent less time on waiting lists.



## Access & waiting lists

**Housing assistance** programs help Australian households having difficulty meeting housing costs. They are run by governments and community-based organisations. Housing assistance includes:

**Social housing**, including

**PH** public rental housing

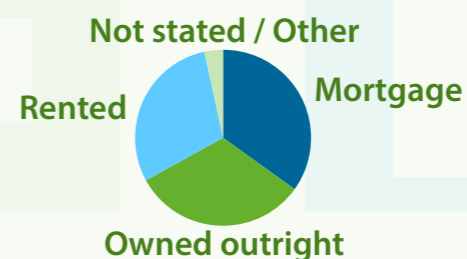
**SOMIH** State owned & managed Indigenous housing

**CH** mainstream community housing

**ICH** Indigenous community housing

**Commonwealth Rent Assistance (CRA)** and **Private Rent Assistance (PRA)**

**Home Purchase Assistance** and **First Home Owners Grant**

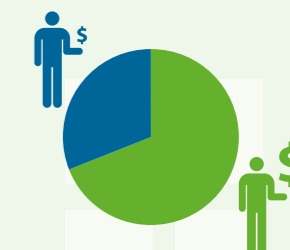


Fewer Australians own their house outright than ever before.

Low income households spend more on housing.



**69%** of CRA recipients would have spent >30% of their income on rent without it.



## Tenants

## Housing costs